

DEDALO Range

Decorative floodlights
for internal and
external use



Die-cast aluminium floodlight for effective architectural lighting, ideal for internal and external applications.

- IP66 protection class;
- Stainless steel screws;
- Protection against corrosion guaranteed by the ALODINE 1200 chromating treatment;
- Adjustment of the light beam from 6° to 30°.


DEDALO RANGE

DECORATIVE FLOODLIGHTS FOR INTERNAL AND EXTERNAL USE



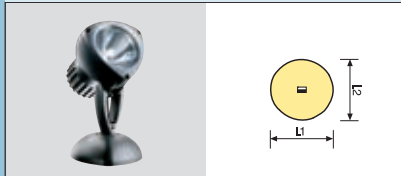
DEDALO RANGE

NARROW BEAM



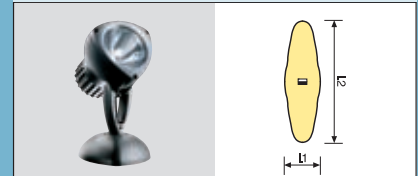
Distance	L1xL2	E max	E med.	Uniformity
----------	-------	-------	--------	------------

WIDE BEAM



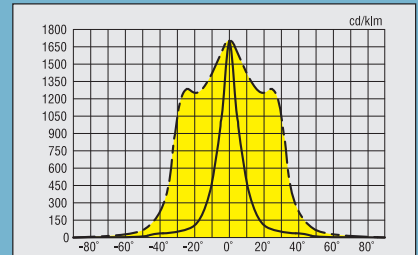
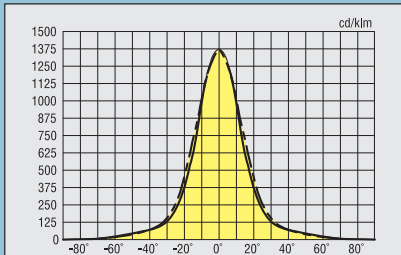
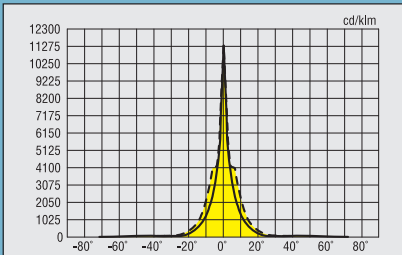
Distance	L1xL2	E max	E med.	Uniformity
----------	-------	-------	--------	------------

ELLIPTICAL BEAM

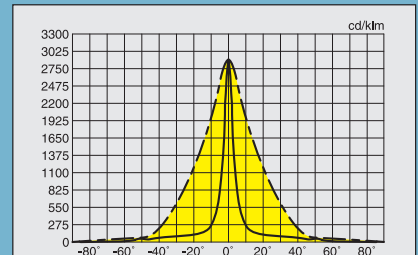
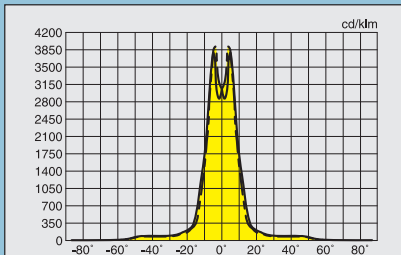
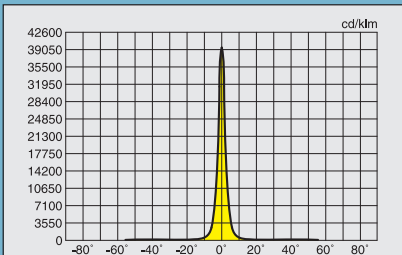


Distance	L1xL2	E max	E med.	Uniformity
----------	-------	-------	--------	------------


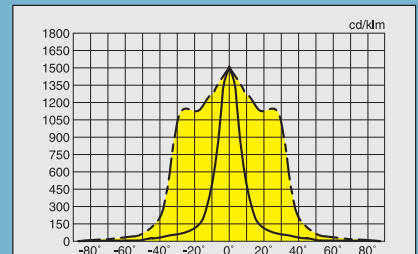
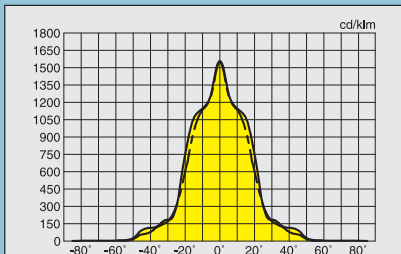
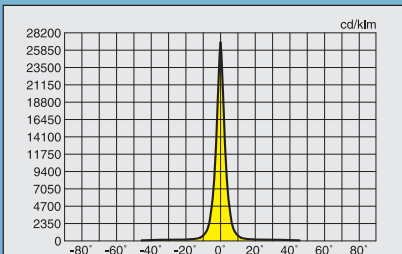
100W 230V HALOGEN



75W 12V HALOGEN



70W METAL HALIDES





DEDALO RANGE

DECORATIVE FLOODLIGHTS FOR INTERNAL AND EXTERNAL USE



DEDALO RANGE

DEDALO					
Power (W)	Lamp type	Lamp current (A)	Lamp holder	RESTRICTED OPTICS	
					
230V 50Hz					
35	MT	0.5	G12		GW 84 376
70		1	G12		GW 84 377
50	HS		GY6.35	GW 84 387	
75			GY6.35	GW 84 389	
100			B15d	GW 84 374	
240V 50Hz					
35	MT	0.5	G12		GW 84 376
70		1	G12		GW 84 377
100	HS		B15d	GW 84 374	
220V 60Hz					
35	MT	0.5	G12		GW 84 376
70		1	G12		GW 84 377
50	HS		GY6.35	GW 84 387	
75			GY6.35	GW 84 389	
100			B15d	GW 84 374	
NON WIRED					
MAX 70			G12		GW 84 380