

# Illora Performance

## Surface/Suspended Linear



This linear LED luminaire is suitable for a range of applications including, but not limited to, open areas and racking aisles within warehouses, shopping centres, manufacturing plants and large conference areas.

Efficacy up to 150 lm/W

Surface, suspended and BESA box mounting method

Dimming and PIR sensor option available


LEDiL lenses

5 Year warranty

# HILCLARE

LIGHTING MANUFACTURER

— LED BY DESIGN —

a  pilot group company

T: 0161 274 3626  
F: 0161 274 3731  
E: sales@hilclare.com

15 Carnarvon Street  
Manchester  
M3 1HJ

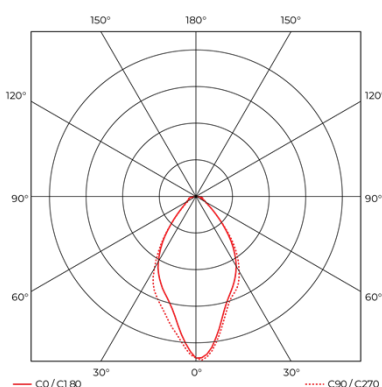
E&OE

High and Low Bay

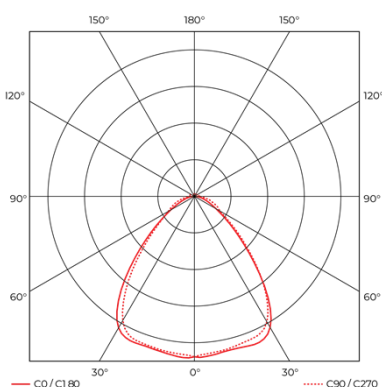
Part Code	HBI944050H60	HBI944050H90	HBI944050HHR
Warranty	5 Year	5 Year	5 Year

### Photometric

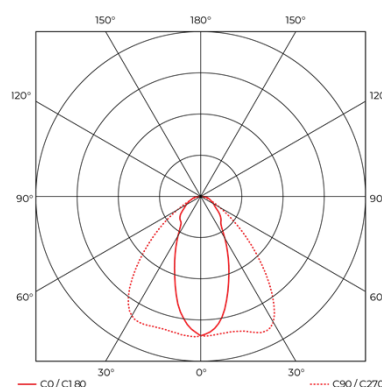
Lens Angle	60°	90°	85° / 35°
Lumens	13,505 lm	13,854 lm	13,654 lm
Efficacy	146 lm/W	150 lm/W	147 lm/W
Colour Temperature	4,000K	4,000K	4,000K
Colour Rendering Index (CRI)	80	80	80
Light Source	LED	LED	LED
Lumen Maintenance	L70 / B50	L70 / B50	L70 / B50
LED Life	>72,000 hr	>72,000 hr	>72,000 hr



60°  
HBI944050H60



90°  
HBI944050H90



85° x 35°  
HBI944050HHR


### Environment

Ingress Protection - Front	IP20
Ingress Protection - Rear	IP20
Application	Interior
Ambient Rated Temp. (Min)	0 °C
Ambient Rated Temp. (Max)	25 °C

# HILCLARE

LIGHTING MANUFACTURER

— LED BY DESIGN —

a  pilot group company

T: 0161 274 3626  
F: 0161 274 3731  
E: sales@hilclare.com

15 Carnarvon Street  
Manchester  
M3 1HJ

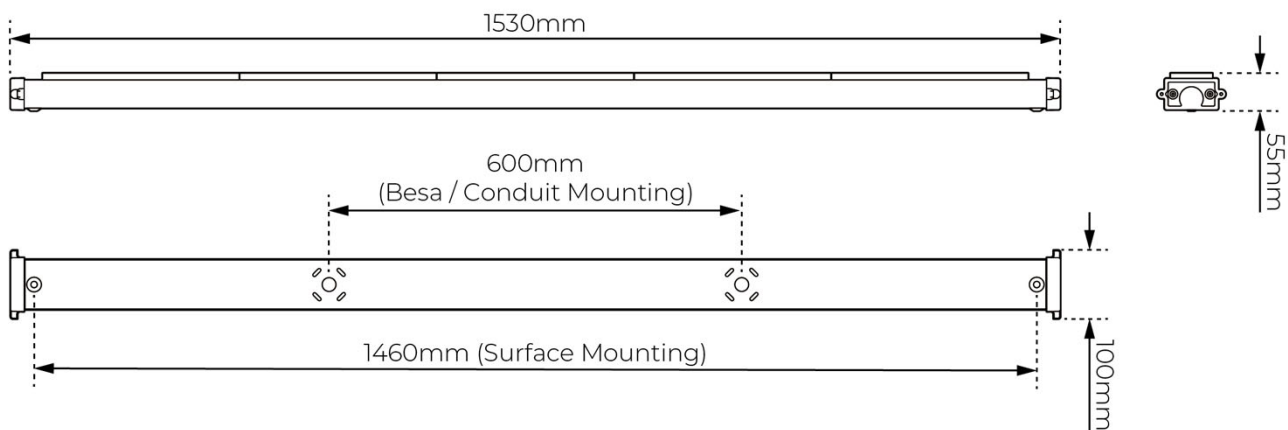
E&OE

### Electrical

	HBI944050H60	HBI944050H90	HBI944050HHR
<b>Input power</b>	92.6 W	92.6 W	92.6 W
<b>Input Voltage</b>	220 - 240 VAC	220 - 240 VAC	220 - 240 VAC
<b>Input Frequency</b>	50 - 60 Hz	50 - 60 Hz	50 - 60 Hz
<b>Input Current</b>	0.417 A	0.417 A	0.417 A
<b>Typ. LED Power</b>	90.8 W	90.8 W	90.8 W
<b>Power Factor</b>	0.97	0.97	0.97
<b>Electrical Class</b>	I	I	I
<b>Energy Efficiency Rating</b>	A++	A++	A++

### Maximum loading of automatic circuit breakers

Automatic circuit breaker type	C10	C13	C16	C20	B10	B13	B16	B20
<b>Installation Ø</b>	1.5 mm <sup>2</sup>	1.5 mm <sup>2</sup>	2.5 mm <sup>2</sup>	2.5 mm <sup>2</sup>	1.5 mm <sup>2</sup>	1.5 mm <sup>2</sup>	2.5 mm <sup>2</sup>	2.5 mm <sup>2</sup>
<b>Number of Luminaires</b>	8	10	13	17	5	6	8	10



### Physical


<b>Housing Material</b>	Steel
<b>Housing Colour</b>	White
<b>Length</b>	1530 mm
<b>Width</b>	100 mm
<b>Height</b>	55 mm
<b>Diffuser / Lens Material</b>	PMMA
<b>Weight</b>	4.80 Kg
<b>Mounting Method</b>	Surface, Suspended, BESA, Conduit, Lighting Trunking

Version 12 July 2019

# HILCLARE

LIGHTING MANUFACTURER

— LED BY DESIGN —

a  pilot group company

T: 0161 274 3626  
F: 0161 274 3731  
E: sales@hilclare.com

15 Carnarvon Street  
Manchester  
M3 1HJ

E&OE